

Zhongya outdoor power supply parameter adjustment





Overview

How do I set power parameters?

On the home screen, tap Power Adjustment and set power parameters as required. The UI is for reference only. The UI varies with associated devices. The actual UI prevails. The parameter list provided in this document includes all configurable parameters that vary with the device model and grid code. The actual screen prevails.

What is outdoor natural cooling power supply?

The product mainly includes outdoor natural cooling power supply module and battery module. It is an outdoor/indoor power supply and total solution with high efficiency, small size, light weight, easy installation, free parameter setting and free maintenance. low noise, natural cooling, high reliability with IP65 and nice looking.

What voltage do I need for ZX power supply?

PRESET ① Set voltage to 5.5V for ZX power supply with device address set to 1. CC A ② Set voltage to 7.5V for ZX power supply with device address set to 2. ALARM RESET POWER PC LOCK Voltage : 5. 5V OVP OCP PRESET OUTPUT FUNC.

How to double the output voltage of a ZX power supply?

A series connection of two ZX power supply outputs can be used to double the output voltage. Further, Master- Slave Series Operation, the controlling of the output with a single Master, is available. Caution Connecting .

How do I initialize the power supply settings?

All power supply settings can be initialized. To return settings to factory default settings, turn the POWER switch ON while holding down the MEMORY keys“A” and “C”. Release the keys once the Number Display lights up. Backing-Up Settings .



What happens if the power adjustment parameters are wrong?

If the power adjustment parameters and grid-tied point control parameters are incorrectly set, the solar inverters may not connect to the power grid as required. In these cases, the energy yield will be affected.



Zhongya outdoor power supply parameter adjustment



[Constant-Voltage/Constant-Current DC Power Supply](#)


When setting the device address, bitrate, and parity, the POWER switch must be turned OFF and ON, after settings have been set using the FUNC key before changes can take affect.

[WhatsApp](#)

Adjusting the Output Voltage of Astron Linear Power Supplies

On the larger supplies, there may be two large capacitors wired in parallel, with the regulator board attached to one of them. Here's the inside view of an RS-35M supply. The location of ...

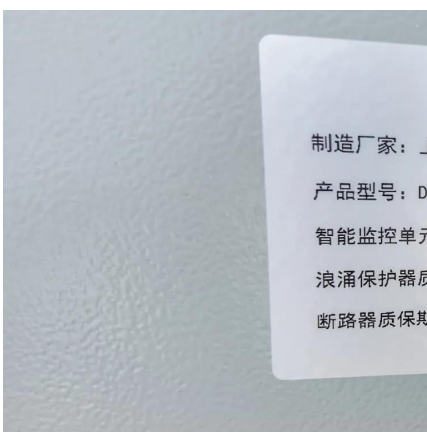
[WhatsApp](#)



[How to Approach a Power-Supply Design - Part 1](#)

Switch-mode power-supply design can be a mysterious thing if you do not know how and where to start, because there is a great variety of topologies and controller types from which to choose. ...

[WhatsApp](#)




[Uninterruptible Power Supply Outdoor](#)

In a world increasingly reliant on technology, maintaining a stable and continuous power supply has become more critical than ever. This is particularly true for outdoor environments



where ...

[WhatsApp](#)



Outdoor power supply Q& A: How to read the parameters of outdoor power

How to Read Outdoor Power Supply Parameters: Power, Capacity, Charge and Discharge Speed, and Safety Performance. Learn how to choose the right outdoor power ...

[WhatsApp](#)



Azerbaijan outdoor power supply parameter adjustment

During the past years the Azerbaijan power industry has been engaged in an ambitious restructuring programs aimed at improving generation and distribution infrastructure,


[WhatsApp](#)



How to set up the display parameters of an outdoor fixed LED ...

Before diving into the parameter settings, it's essential to understand the fundamental components of an outdoor fixed LED display. Our Outdoor Fixed LED Display consists of ...

[WhatsApp](#)





ZXY6005S User Manual R2.2 , PDF , Power Supply , Parameter ...

The manual discusses safety information, warranty details, features of the power supply like adjustable voltage and current, data display, and storage of settings.

[WhatsApp](#)



??????????????

Required to connect power supply, under the zero signal, adjust "Z", so that the output of 4.00mA. In the full signal, adjust so that the output of 20.00mA, till the zero point and measuring span ...

[WhatsApp](#)

Optimizing Outdoor Power Supply Parameter Settings for West ...

From intense heat waves to frequent voltage fluctuations, getting your power supply parameter setting table right can make or break operational efficiency. Let's explore how to optimize ...

[WhatsApp](#)



[ChangShu Zhongya Marine Electrical Apparatus](#)

TK Shipcare supplies ChangShu Zhongya Marine equipment and genuine spare parts worldwide for ships, offshore rigs, and power plants. We provide supply, service, and support for your ...

[WhatsApp](#)



[PERFORMANE DATA ELE TRIAL DIAGNOSTIS ...](#)

U356-0755-2X03(00)Rinnai America Corporation continually updates materials, and as such, content is subject to change without notice. For further information, contact Rinnai at 1-800 ...

[WhatsApp](#)



[SKU163994 ZXY6020S User Manual Power Supply 0 60 V](#)

This chapter briefly introduces the operation method of the power supply with output of 24.5V, 5A as a case to ensure that user can rapidly grasp a conventional method of the power supply.

[WhatsApp](#)



[SPD3000X Series Programmable Linear DC Power Supply](#)

General Features The SPD3000 Series Programmable Linear DC Power Supply is equipped with a 4.3-inch TFT-LCD or LED display with programmable and real-time waveform display for a ...

[WhatsApp](#)





Contact Us

For catalog requests, pricing, or partnerships, please visit:
<https://www.straighta.co.za>