


8-cell battery cabinet installation





Overview

Shelf brackets are pre-installed in the cabinet. Install shelves by lowering each shelf in place. Take care to not puncture the bottom of the shelves. Cabinets must be direct wired by a licensed electrician. Outlets and power strips are marked for ease of installation.



8-cell battery cabinet installation



[CellBlock Battery Cabinets Installation Instructions](#)

Install shelves by lowering each shelf in place. Take care to not puncture the bottom of the shelves. Cabinets must be direct wired by a licensed electrician. Outlets and power strips are ...

[WhatsApp](#)

[Specifications for Lithium-ion Battery Cabinets](#)

Charging power in % of output power 40% at

[WhatsApp](#)



Eaton Samsung Gen 3 Battery Cabinet Installation and ...

This manual describes how to install the Eaton Samsung Gen 3 battery cabinet and is divided into chapters. Read and understand the procedures described to ensure trouble-free installation ...

[WhatsApp](#)

[Samsung UL9540A Lithium-ion Battery Energy Storage ...](#)

Overview The Samsung SDI 128S and 136S energy storage systems for data center application are the first lithium-ion battery



cabinets to fulfill the rack-level safety standards of the UL9540A ...

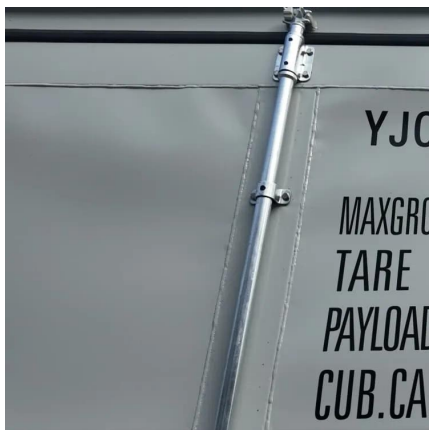
[WhatsApp](#)



Battery Cabinets, Batteries and Battery Harnesses , AlarmSaf ...

Batteries and Battery Support Supplies AlarmSaf offers a full line of batteries and battery support equipment including battery harnesses and battery cabinets. Batteries and battery support ...


[WhatsApp](#)



How to correctly install lithium battery energy storage cabinet?

In this guide, we will introduce the correct installation steps after receiving the lithium battery energy storage cabinet, and give the key steps and precautions for accurate ...

[WhatsApp](#)



The Ultimate Guide to Energy Storage Cabinet Installation Steps ...

You've just unboxed your shiny new energy storage cabinet, and suddenly realize it's about as easy to assemble as IKEA furniture without the pictograms. This guide is your lifesaver if you're:

[WhatsApp](#)





[Owner's Manual Extended-Run Battery Cabin](#)

Do not attempt to move or unpack the battery cabinet without assistance. Use appropriate handling equipment rated to bear the weight and bulk of the battery cabinet, such as freight ...

[WhatsApp](#)



Contact Us

For catalog requests, pricing, or partnerships, please visit:
<https://www.straighta.co.za>